

To: Members,
Board of Police Commissioners

Re: Mid-Year Crime Statistics Comparison 2001-2010

RECOMMENDATION

That this report be received and filed.

CONCLUSION

Regina's total reported crime in the first half of 2010 is at its lowest point in the past ten years. Reported Property Crime has significantly reduced over that time, though there was a slight increase compared to the first half of 2009. Initiatives taken by the Regina Police Service and their partners toward reducing Motor Vehicle Thefts and Break and Enters substantially contributed to this ten-year reduction, but a relatively high number of thefts of property valued under \$5000 in the first half of 2010 led to the recent increase in Property Crime. Reported Violent Crime also decreased over the past decade, though not as sharply nor as consistently as Property Crime. With the exception of an increase in Violent Crime by mid-year 2009 compared to mid-year 2008, the number of reported violent crime in the first half of 2010 continued the year-to-year reductions in reported violent crime since 2005.

BACKGROUND

Twice each year, once at mid-year and once at year-end, the Regina Police Service provides an analysis of reported crime in Regina over the previous ten-year period. This report compares data compiled from January 1 to June 30 for the period of 2001 through 2010.

Measuring crime statistics and their changes over time is an effective method of identifying patterns or trends. The Regina Police Service gathers data in the same manner each year, allowing for reliable analyses of crime within the city over time. Absolute crime counts, rather than crime rates or crime severity, are the basis of this analysis. These statistics are not intended for comparison with other jurisdictions that may use different methodologies or have different reporting criteria. The Canadian Centre for Justice Statistics (CCJS) releases a comparative analysis of census metropolitan areas in July of each year that includes crime rates and crime severity.

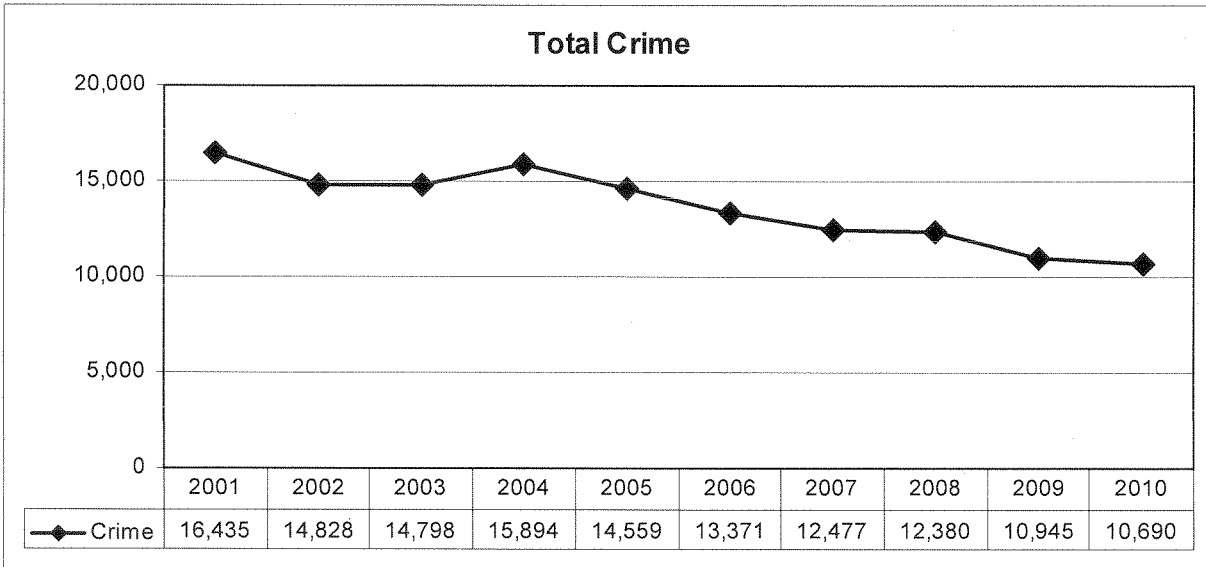
Overview

Reported crime in Regina continued to trend downwards in the first half of 2010. Total Crime Against Property in particular has decreased over the last ten years, including substantial reductions in Motor Vehicle Thefts, Break and Enters, and Thefts. However, due to an increase in Theft Under \$5000 during the first half of 2010, Crimes Against Property experienced a year-to-year increase at the mid-year point for the first time since 2004. Crimes Against the Person, or Violent Crime, also decreased over the past decade, though the trend has been less consistent than the reduction in Crimes Against Property. Notably, there were fewer total Assaults, Sexual offences, or occurrences of Kidnapping or Forcible Confinement at the mid-year point of 2010 than at the mid-point of any other year in the past ten years. There were more robberies in the first half of 2010 than in the first half of 2001, though the ten-year trend was erratic. Traffic violations, including violations under both the Criminal Code and Saskatchewan's Highway Traffic Act, have increased fairly steadily since 2005.

DISCUSSION

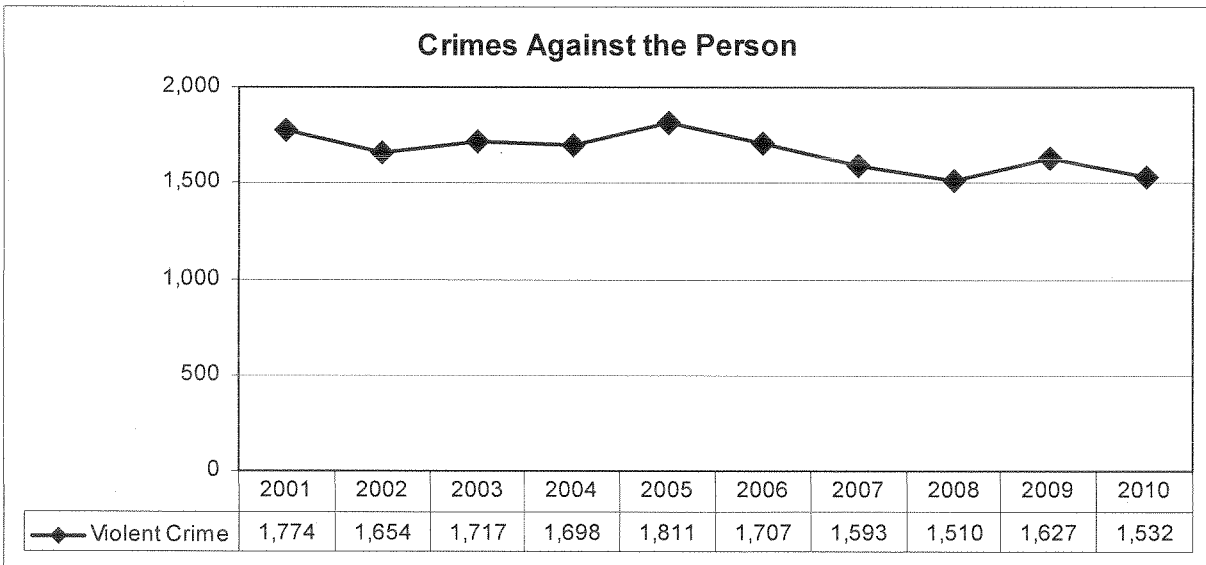
Total Crime

Included in total crime are Crimes Against the Person, Crimes Against Property, Criminal Code traffic violations, the Controlled Drugs and Substances Act, and those reports generated by the Regina Police Service in relation to procedural and other enforcement-related categories (other Criminal Code violations). There were 2.3% fewer total reported crimes at mid-year 2010 than at mid-year 2009 and 35.0% less than at mid-year 2001.

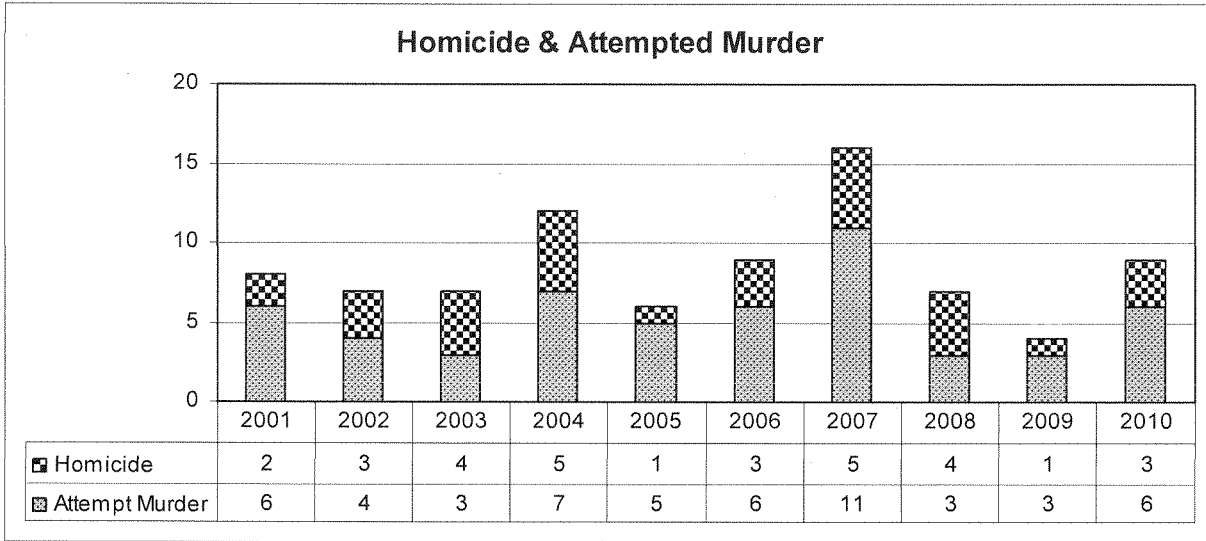


Crimes Against the Person

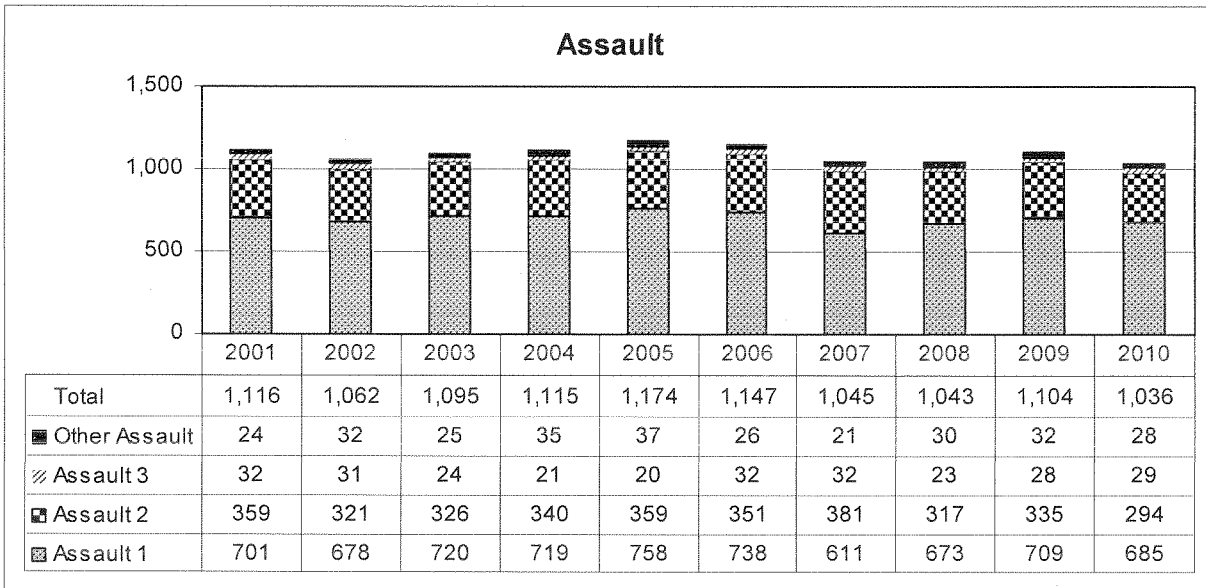
There were 5.8% fewer Crimes Against the Person reported to the Regina Police Service at mid-year 2010 than at mid-year 2009 and 13.6% fewer than at mid-year 2001.



The number of Homicides and Attempted Murders that occurred in the first half of 2010 were both comparable to the mean averages over this ten-year period (Homicide $\bar{x} = 3.1$; Attempted Murder $\bar{x} = 5.4$).¹

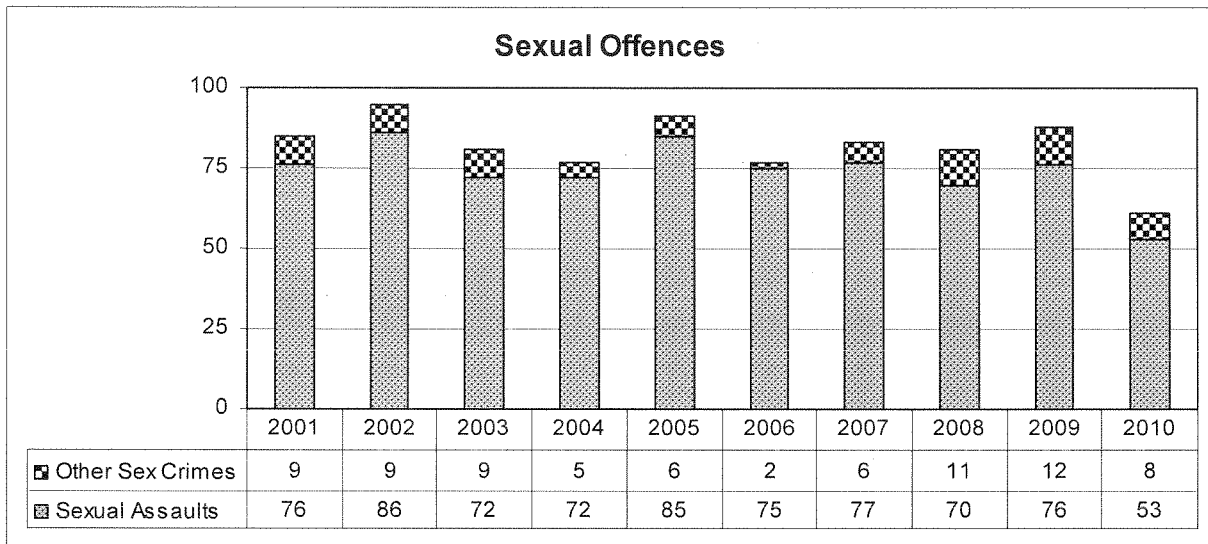


There were fewer total Assaults reported by mid-year 2010 than by that point in any other year over this ten-year period, with 6.2% fewer than by mid-year 2009 and 7.2% fewer than by mid-year 2001. Still, Assaults were fairly stable over this period, with relatively mild deviation in any given year from the ten-year mean average ($\bar{x} = 1,093.7$; $sd = 46.7$). Almost two-thirds of the total Assaults in the first half of 2010 were Common Assaults, a higher proportion than in any other year in this ten-year period.

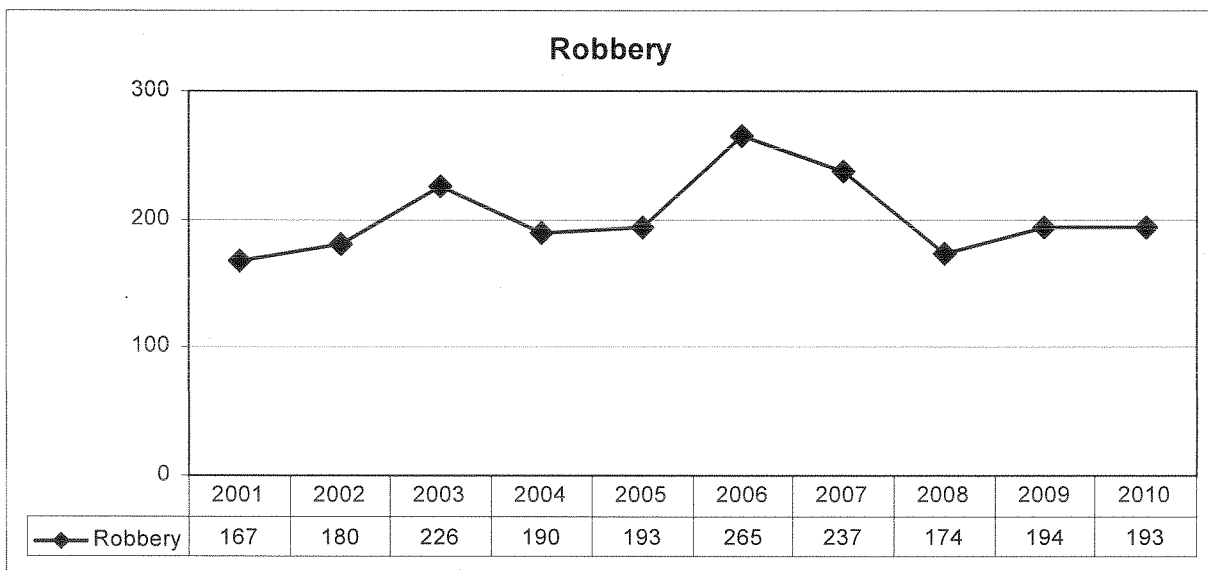


¹ Since Regina has relatively few homicides or attempted murders in any given year, a slight change in the count would be represented by a dramatic *percentage* change that would only exaggerate the difference. Percentage changes will therefore not be utilized in this report when discussing crime types with relatively low counts. Instead, comparisons to the ten-year mean average (\bar{x}) will be utilized when appropriate.

There were fewer reported Sexual Assaults by mid-year 2010 than by that point in any other year in this ten-year period, with 30.3% fewer than the 76 reported in the first half of either 2009 or 2001. The number of reported sex crimes other than Sexual Assaults was comparable to the ten-year mean average ($\bar{x} = 7.7$).

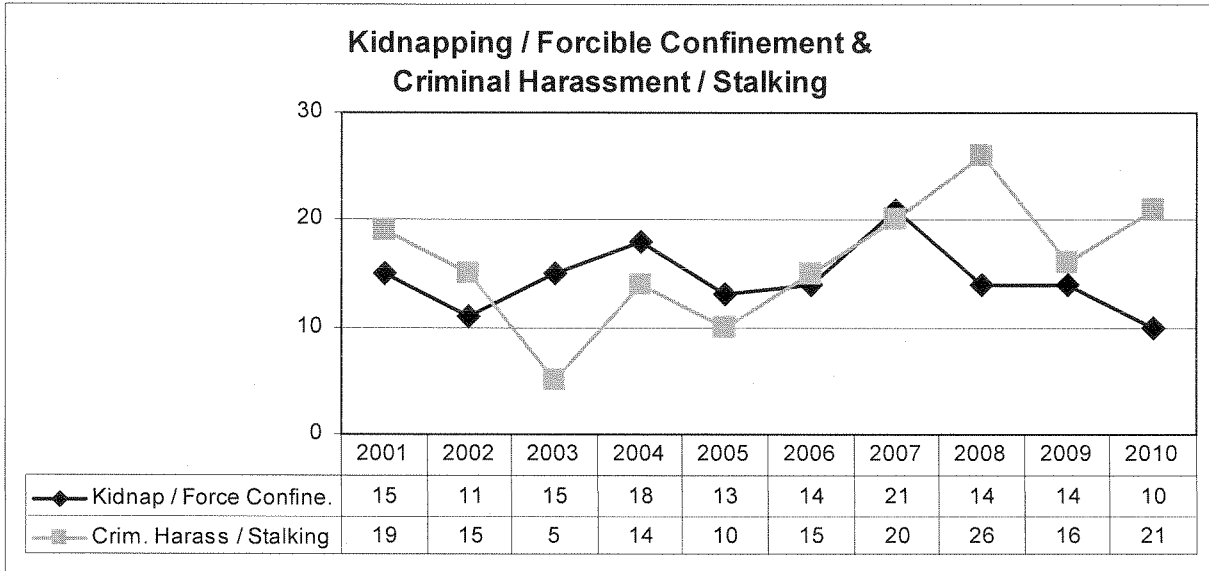


The number of Robberies by mid-year 2010 was almost identical to the previous year while there were 15.6% more than by mid-year 2001. Though there were more Robberies in the first half of 2010 than the first half of 2001, there were fewer than the mean average over the last ten years ($\bar{x} = 201.9$). The number of Robberies fluctuated annually, with no sustained year-to-year increases or decreases lasting more than two years. Robberies continue to be a noted issue for the Regina Police Service. Several targeted initiatives have been implemented in the continuing strategy to produce sustained reductions.



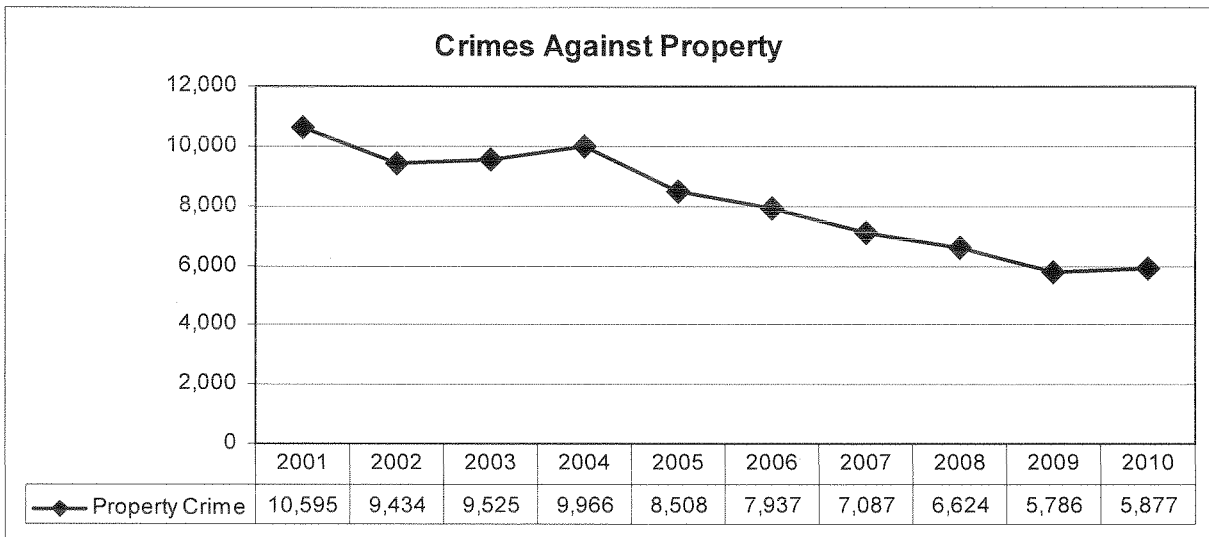
The 10 reported occurrences of Kidnapping / Forcible Confinement by mid-year 2010 was lower than reported by that point in any other year over the past ten years.

The 21 reported Criminal Harassment / Stalking occurrences in the first half of 2010 were greater than the ten-year mean average ($\bar{x} = 16.1$). The Regina Police Service's Domestic Violence Co-ordinator has, since 2006, focused on repeat domestic incidents and, when appropriate, has worked with the victim and Family Services Regina to lay charges of Harassment / Stalking in attempts to protect victims from further abuse.

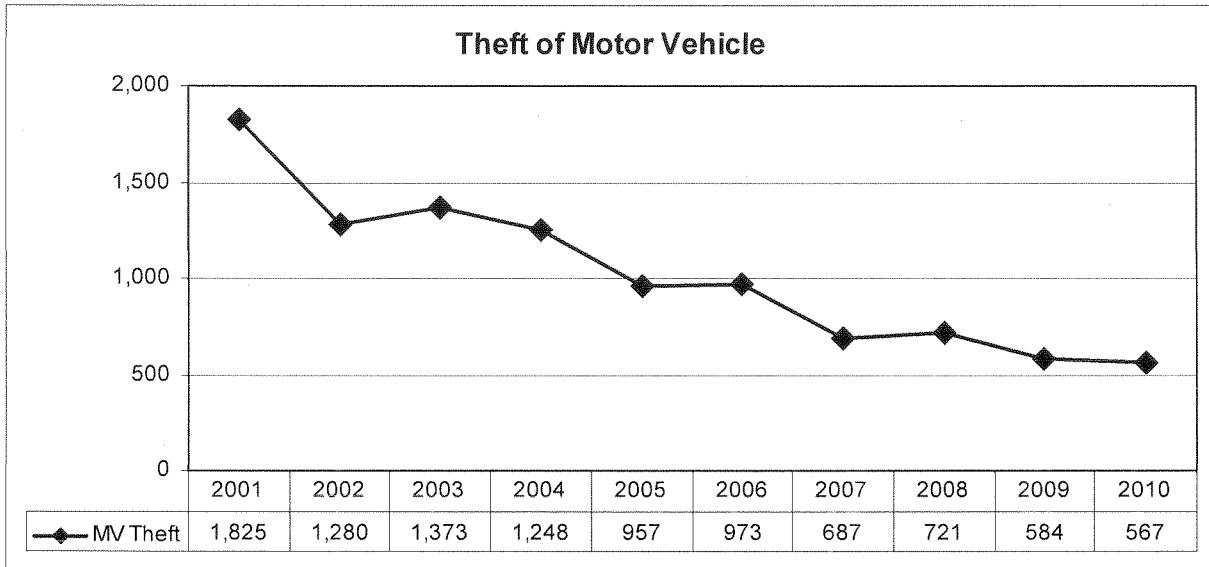


Crimes Against Property

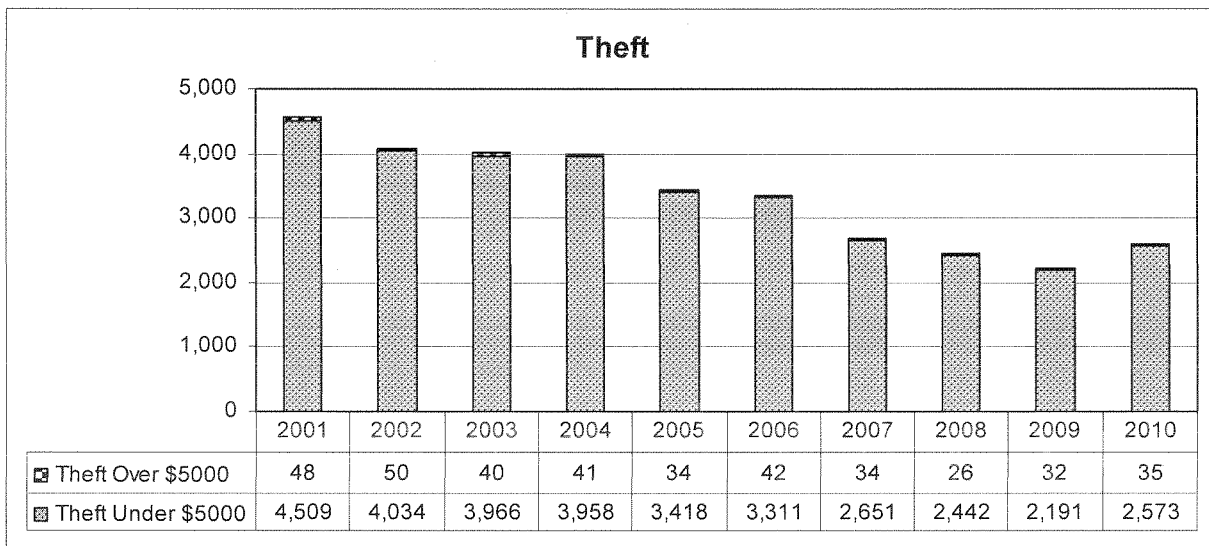
In 2010, for the first time since 2004, the number of reported Crimes Against Property by the mid-year point was greater than in the previous year, with 1.6% more Property Crimes by mid-year 2010 than by mid-year 2009. However, there were 44.5% fewer Property Crimes by mid-year 2010 than by mid-year 2001.



There were 2.9% fewer reported motor vehicle thefts by mid-year 2010 than by mid-year 2009 and 68.9% fewer than by mid-year 2001. This trend demonstrates the continuing success of the Regina Auto Theft Strategy.

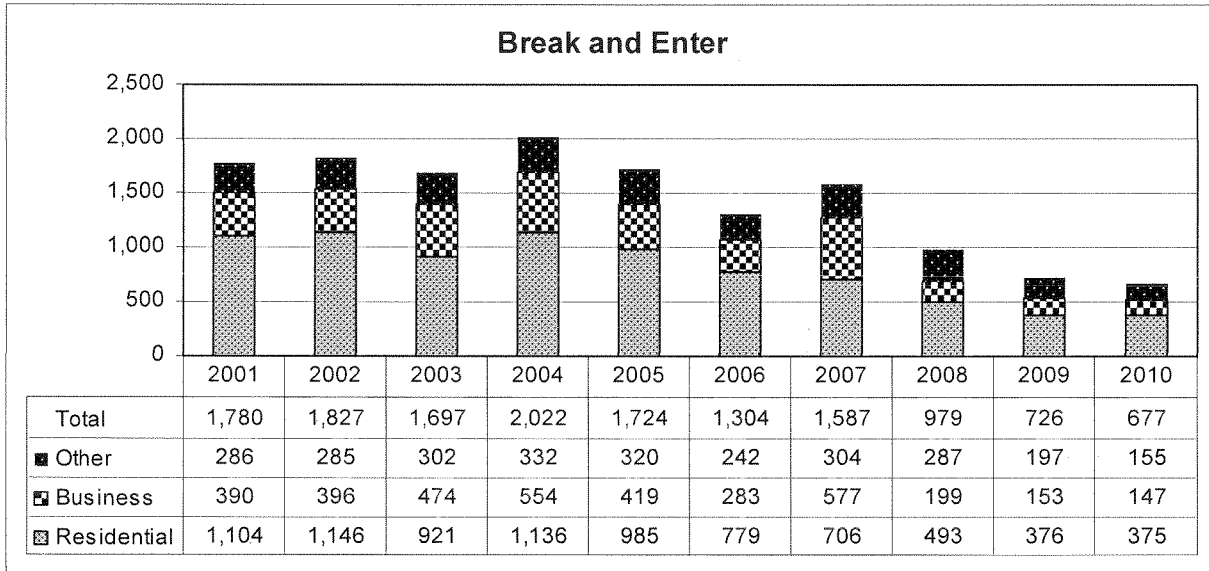


Theft² was the primary contributor to the increase in Crimes Against Property in the first half of 2010. There were 17.3% more total Thefts by mid-year 2010 compared to that point in 2009, but 42.8% fewer Thefts than by mid-year 2001. The majority of Thefts involve property valued at less than \$5000. In any given year in the last ten years, approximately 1.0% - 1.5% of Thefts involved property over \$5000.

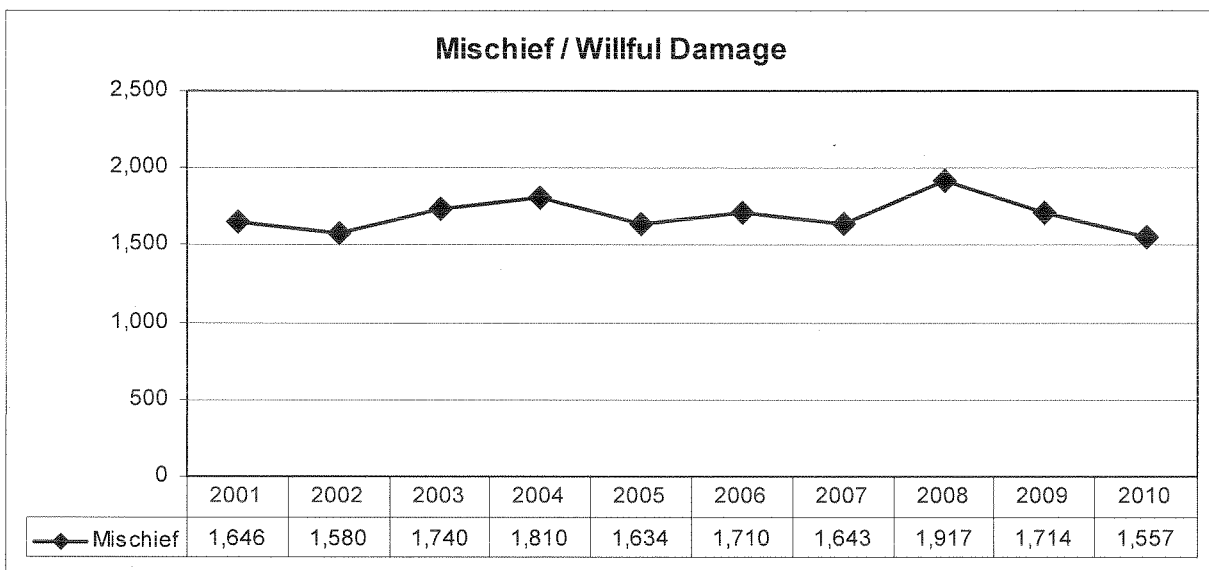


² The category Theft includes: theft, shoplifting, and theft from motor vehicle. The category does not include theft of motor vehicle.

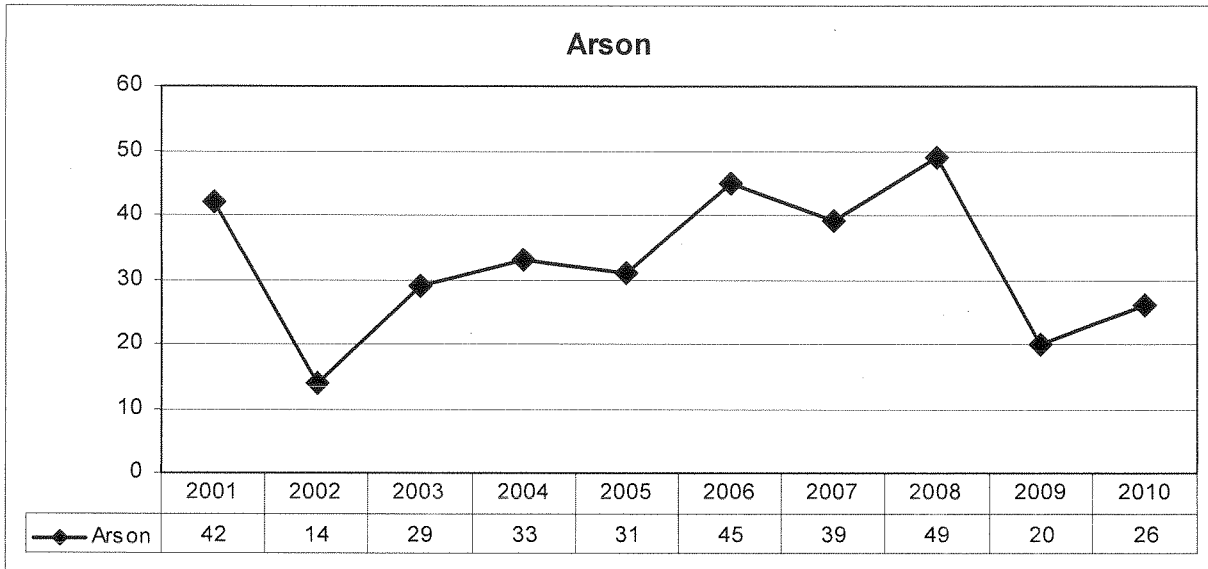
There have been significant reductions in the number of reported Break and Enters over the past decade. Comparing mid-year 2010 to mid-year 2001, there were 62.0% fewer total Break and Enters, with a 66.0% reduction in residential Break and Enters, a 62.3% reduction in business Break and Enters, and a 45.8% reduction in Break and Enters to other structures. A reduction strategy, modeled after the Regina Auto Theft Strategy, was implemented following the increase in Break and Enters from 2006 to 2007.



There were fewer reported instances of Mischief / Willful Damage by mid-year 2010 than by that point in any other year in this ten-year period. The City of Regina and the Regina Police Service encourage public reporting of graffiti, a form of Mischief. Of the reported Mischief by mid-year 2010, 10.8% were recorded as being occurrences of graffiti.

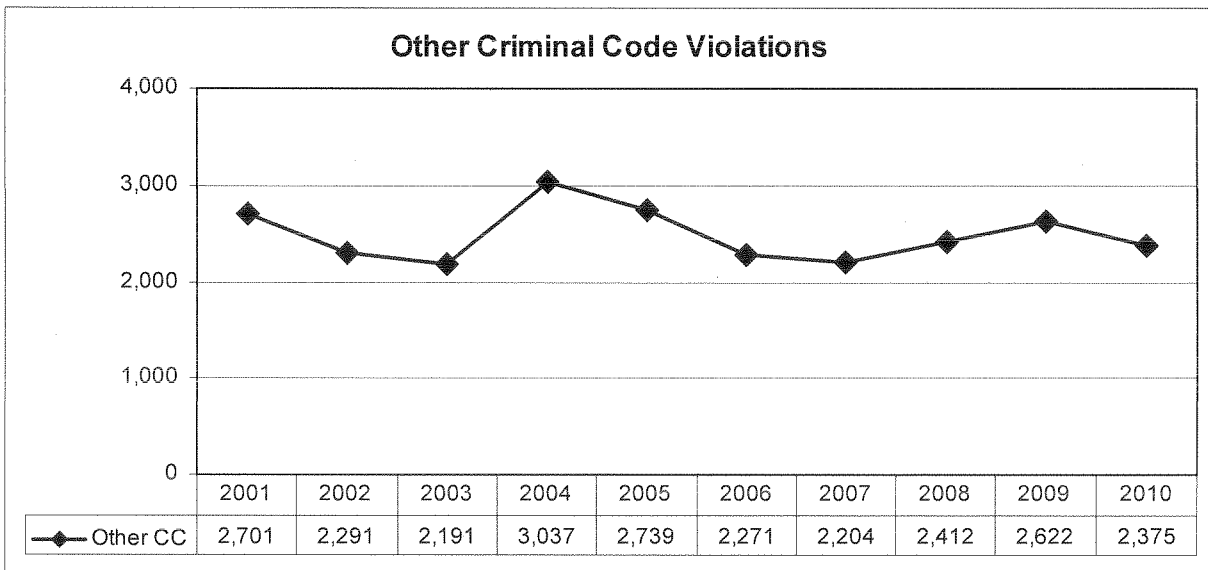


There were 6 more occurrences of Arson reported by mid-year 2010 than by mid-year 2009 and 16 fewer than by mid-year 2001. The number of reported Arson in the first half of 2010 was lower than the ten-year mean average ($\bar{x} = 32.8$).



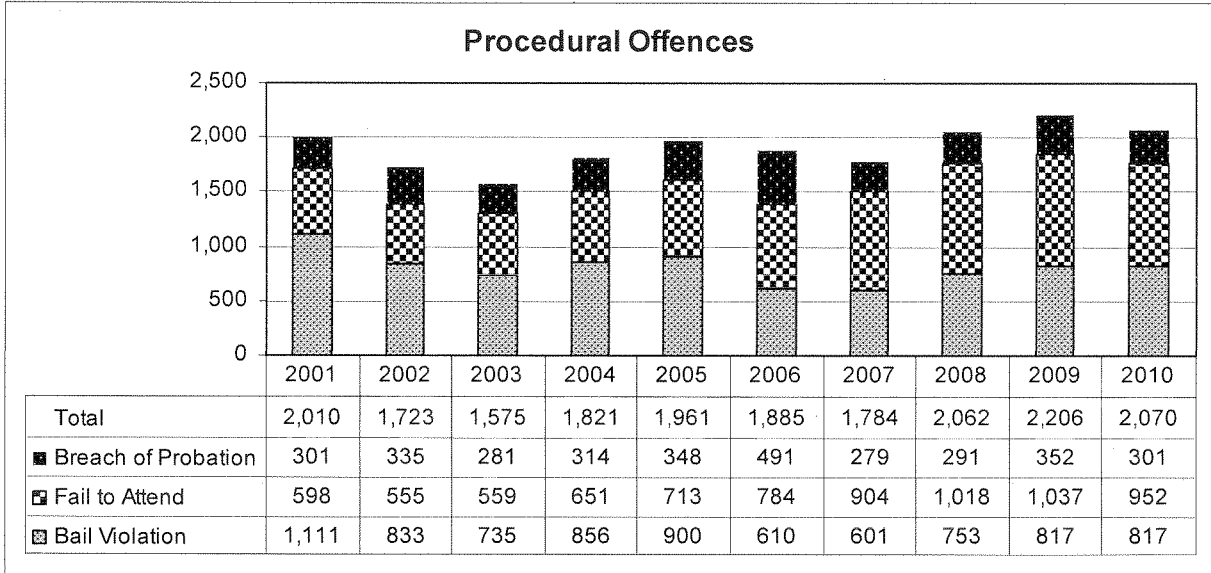
Other Criminal Code Violations

There were 9.4% fewer other Criminal Code violations³ by mid-year 2010 than by mid-year 2009 and 12.1% fewer than by mid-year 2001. The peak in 2004 was due to a relatively large number of counterfeiting currency occurrences. Some crime types falling under other Criminal Code violations, such as procedural offences and prostitution charges, are partially self-generated through initiatives and projects.

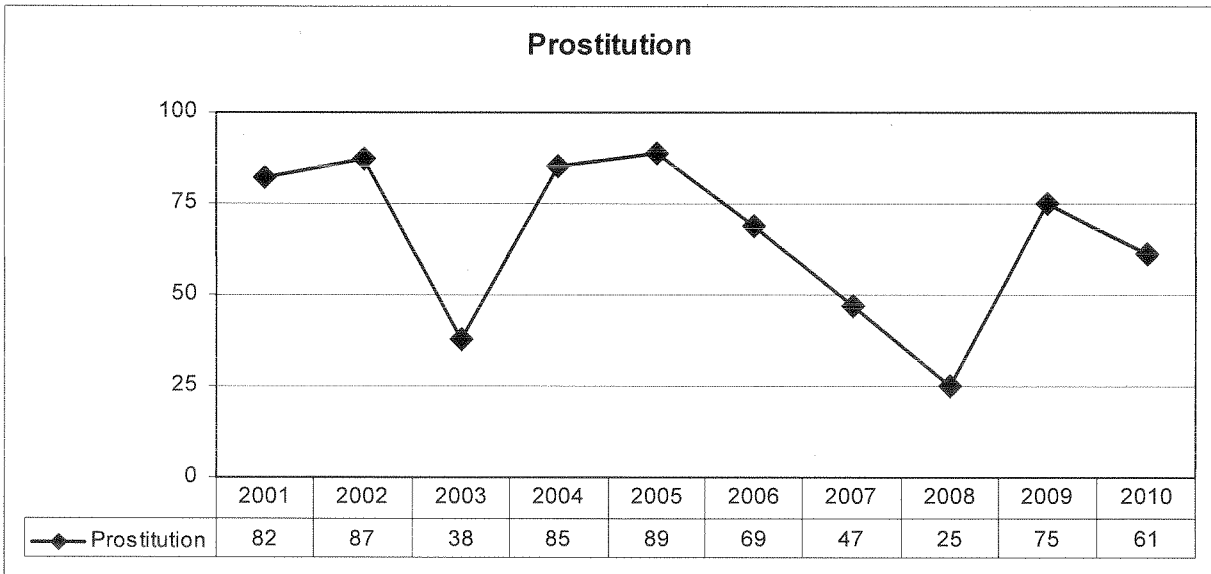


³ The crime category Other Criminal Code Violations includes: procedural violations, offensive weapons violations, prostitution, counterfeiting currency, and gaming and betting.

Procedural Offences make up a large portion of other Criminal Code violations. Breach of Probation, Fail to Attend Court, and bail violations combined to account for 87.2% of all other Criminal Code violations in the first half of 2010, which is a higher proportion of the total than in any previous year. The increase in Procedural Offences can partly be explained by the usage of curfew checks on select offenders as part of the strategies to reduce Auto Thefts and Break and Enters.

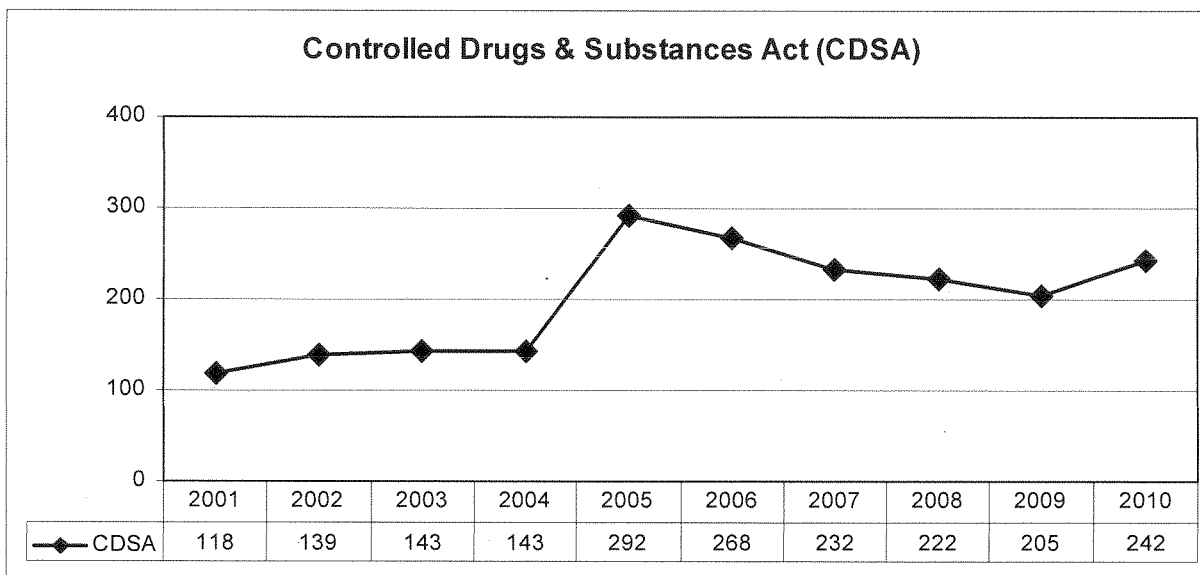


The 61 occurrences of Prostitution by mid-year 2010 were less than the ten-year mean average of 65.8.

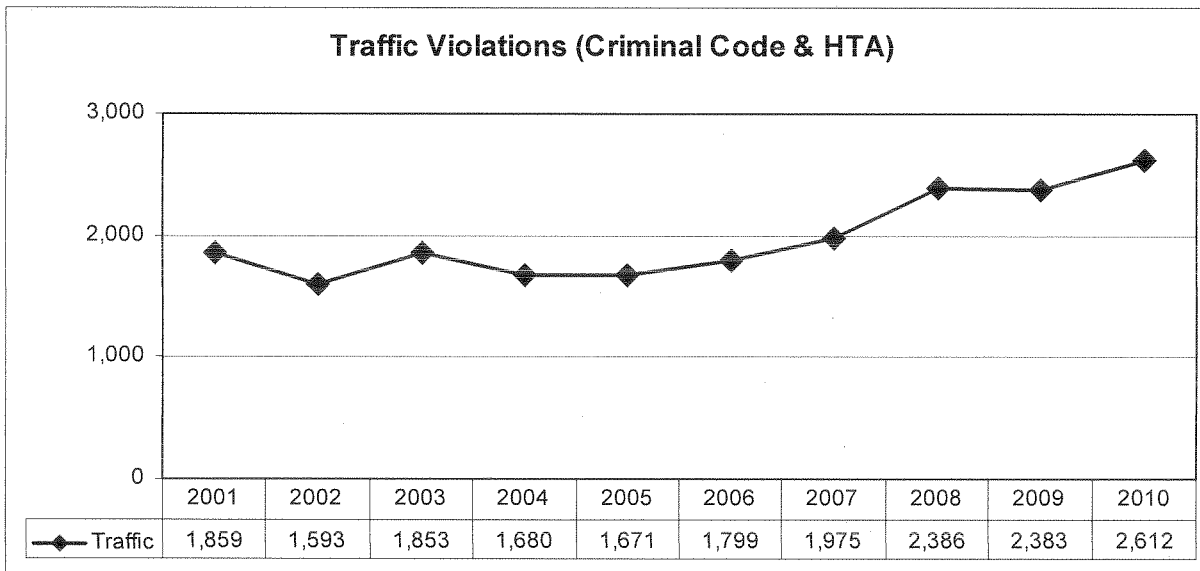


Controlled Drugs & Substances Act (CDSA) & Traffic

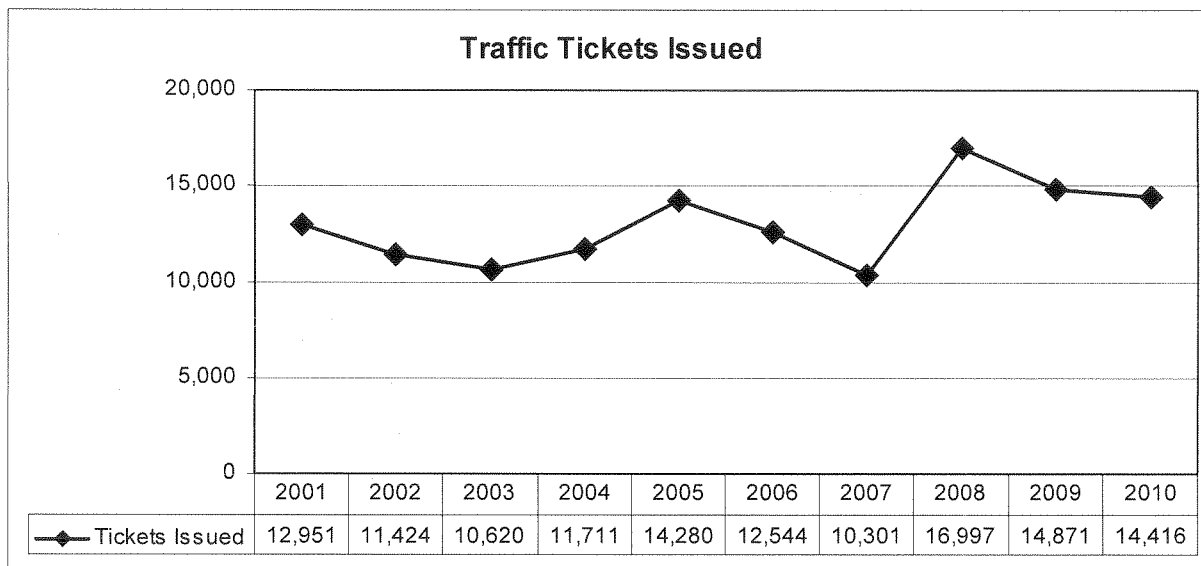
There were 18.0% more CDSA occurrences by mid-year 2010 than by mid-year 2009 and 105.1% more than mid-year 2001. The increase in CDSA occurrences from 2004 to 2005 was related to the creation of a Special Enforcement Team (SET) and, shortly after, the Combined Forces Special Enforcement Unit (CFSEU), as well as organizational restructuring in the Regina Police Service's Criminal Investigation Division (CID).



The number of Traffic Violations, including those that are covered by the Criminal Code and Saskatchewan's Highway Traffic Act, increased relatively consistently from 2005 to 2010. There were 9.6% more Traffic Violations by mid-year 2010 than by mid-year 2009 and 40.5% more than by mid-year 2001. The number of Traffic Violations is partially self-generated through traffic initiatives and projects. For example, the Enforcement Overdrive program, in collaboration with SGI, enables additional check stops for impaired driving.

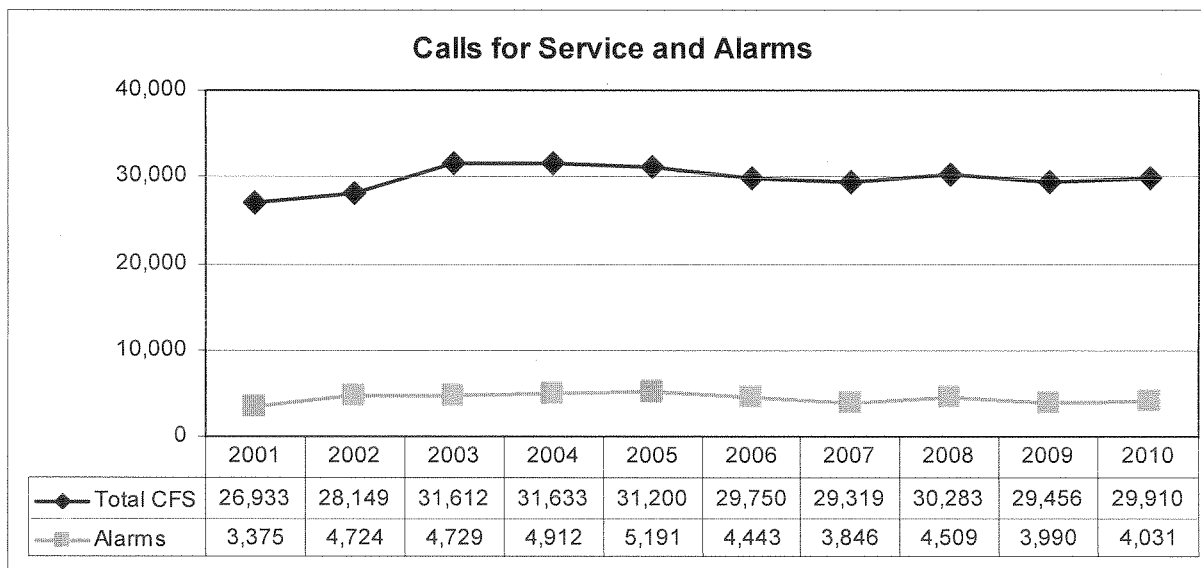


There were 3.1% fewer traffic tickets issued⁴ by mid-year 2010 than by mid-year 2009, but 11.3% more than by mid-year 2001. There were also 751 warning tickets issued in the first half of 2010, 64.0% more than the same period in 2009. This increase in warnings is partly attributable to the introduction of the provincial ban on using cell phones while driving that took effect January 2010.



Calls for Service

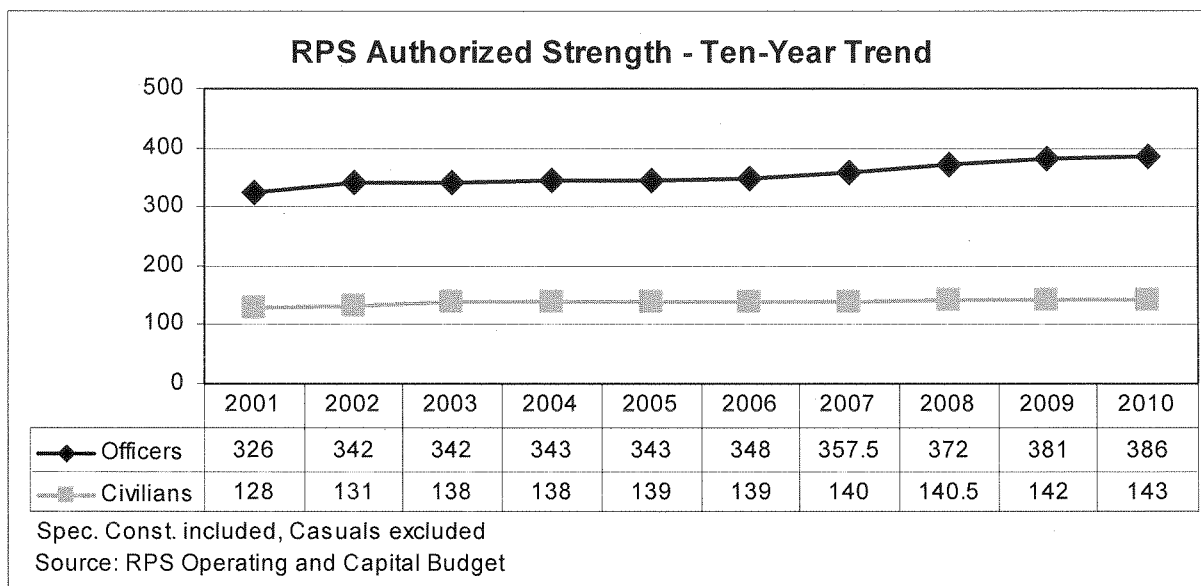
There were 1.5% more Calls for Service by mid-year 2010 than by mid-year 2009 and 11.1% more than by mid-year 2001. There were 1.0% more Alarm calls in the first half of 2010 than in the first half of 2009 and 19.4% more than in the first half of 2001. However, there were 22.3% fewer Alarm calls since 2005, when legislation regarding responsible alarm use was brought into force.



⁴ Includes traffic stops only.

Authorized Strength

Over the last ten years, the authorized strength for sworn officers increased by 18.4% and the authorized strength for civilian positions increased by 11.7%.



Population

Regina, along with other areas of Saskatchewan, has experienced a recent population increase. In the 2001 Census, the City of Regina had a population of 178,225. This rose slightly to 179,246 in the 2006 Census. In recent years, though, Regina's population has increased at a faster rate than previously. The province in general – and Saskatoon and Regina in particular – became a more attractive destination for inter-national and inter-provincial migrants as the recession had greater negative effects on other areas of the country and across the globe. The population of Regina and the surrounding area (Regina CMA) grew from approximately 202,600 in 2007 to 210,000 in 2009, an increase of 3.7% in just two years.⁵ More specifically, the City of Regina's population was estimated to be 192,912 in 2009.⁶ The growing population within the city and surrounding area, as well as shifting socio-economic demographics, opens up new challenges for policing now and into the future.

RECOMMENDATIONS IMPLICATIONS

Financial Implications

None with respect to this report.

Environmental Implications

None with respect to this report.

⁵ Source: Statistics Canada, CANSIM, table 51-0046.

⁶ The city of Regina's 2009 population estimate is based on City of Regina Health Numbers.

Strategic Implications

None with respect to this report.

Other Implications

None with respect to this report.

COMMUNICATIONS

None with respect to this report.

Respectfully submitted,

A handwritten signature in black ink, appearing to read 'Troy Hagen', written over a faint circular stamp or watermark.

Troy Hagen,
Chief of Police

